

934B SERIES

ARCHITECT'S AND ENGINEER'S SPECIFICATIONS*

The heating equipment shall include an electric automatic fan forced heater suitable for small area heating, as manufactured by Brasch. The heater shall be designed for wall mounting, recess or surface. Heaters shall be cETLus listed.

HEATER ASSEMBLY: The heater assembly which fits into the back box shall consist of a heavy gauge steel fan panel upon which is mounted all of the operational parts of the heater.

HEATING ELEMENT: The heating element shall be of high quality nickel chromium resistance wire. It shall provide quick, uniform heat. It shall operate in the black heat range.

FAN AND MOTOR: The fan shall be four bladed of VALOX 420 material. The fan motor shall be a shaded 2 pole motor, impedance protected, class "B" insulation with permanently lubricated bearing.

THERMOSTAT: The thermostat shall be of the bi-metallic, 2 poles, snap action type with enclosed contacts.

THERMAL CUTOUT: An automatic thermal cutout with a built in warning light shall be provided to shut off the heater in the event of overheating. A secondary back up "One Shot" thermal fuse shall also be provided.

FRONT COVER: The louvered front cover shall be of heavy gauge steel finished in White powder paint or it shall be of stainless steel finished material. A plug button will be provided to replace the thermostat knob and render the unit tamper resistant.

BACKBOX: The backbox shall be designed for duty as a recessed box in either masonry or frame installations and is also used with the surface mounting frame in surface mounting installations. The back box shall be heavy gauge galvanized steel and shall contain knockouts through which power leads are brought out.

THREE PIECE DESIGN: The heater shall be made up of a backbox, a heater assembly and a front panel for recessed installations. Surface mounting installations shall required the use of a surface mounting frame.

SURFACE MOUNTING FRAME: The surface mounting frame shall be of commercial grade steel, designed to mount around the backbox for a finished surface installation. Slot knockouts shall be provided for power supply conduit.

**Brasch reserves the right to change specifications without prior notice.*

Models & Specifications:

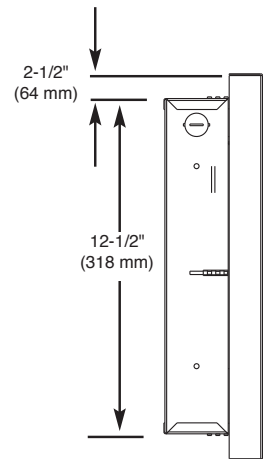

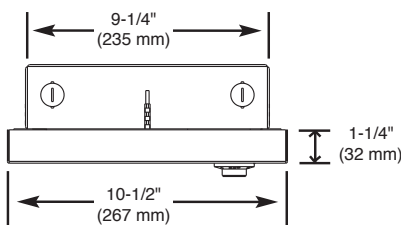
ITEM INFORMATION	ELECTRICAL DATA					CEILING MOUNT	SHIP WT.
	CATALOG NO.	VOLTS	PHASE	WATTAGE	AMPS		
934BW-D1012-C*	120	1	1000	8.3	3410	Yes	12 lbs
934BW-D1512-W	120	1	1500	12.5	5115	No	12 lbs
934BW-D2024-W	240/208	1	2000/1500	8.3/7.2	6820/5115	No	12 lbs
934BW-D1012-W	120	1	1000	8.3	3410	Yes	12 lbs
934BW-D1024-C*	240/208	1	1000/750	4.2/3.6	3410/2557	Yes	12 lbs
934BW-D1024-W	240/208	1	1000/750	4.2/3.6	3410/2557	Yes	12 lbs

NOTE: Units available in built-in or wall-mounted thermostats. *Stainless Steel models

Optional Accessories:

CATALOG NO.	DESCRIPTION	SHIP WT.
WIF-DSM-W	White Surface Mounting Frame	3 lbs
WIF-DSMC-C	Stainless Steel Surface Mounting Frame	3 lbs
WIC-DFCW-W	Front Cover — White	2 lbs
WIC-DFCC-C	Front Cover — Stainless Steel	2 lbs

Dimensions and Clearances:



No matter the industry or application, Brasch has a robust portfolio of innovative, reliable, high-performance comfort heating and ventilation solutions for all your heating needs.